


TeSys protection components

Vario rotary switch disconnectors, 12 to 175 A

Complete switches

Switch bodies and add-on modules (for customer assembly)



VCF-0



V1



VZ-1



VZ-11



VZ-14

3-pole main and Emergency Stop switch disconnectors

Handle	Front Plate mm	Fixing	Degree of protection	Rating A	Reference (1)	Weight kg
Red, padlockable with up to 3 padlocks (Ø 4 to Ø 8)	Yellow 60 x 60	Ø 22.5 mm	IP 65	12	VCDN-12	0.177
				20	VCDN-20	0.177
	(1)	IP 65	25	VC0-0	0.250	
			32	VC0-1	0.250	
			40	VC0-2	0.250	
			63	VCF-3	0.560	
4 screws	IP 65	80	VCF-4	0.560		
		125	VCF-5	1.200		
Red, long, padlockable with up to 3 padlocks(Ø 4 to Ø 8)	Yellow 90 x 90	4 screws	IP 65	175	VCF-6	1.200

Switch bodies

Description	Rating A	Reference	Weight kg
3-pole switch disconnectors (2)	12	VN-12	0.110
	20	VN-20	0.110
	25	V0	0.200
	32	V1	0.200
	40	V2	0.200
	63	V3	0.500
	80	V4	0.500
	125	V5	0.900
	175	V6	0.900

Add-on modules

Main pole modules (2)	12	VZN-12	0.020
	20	VZN-20	0.020
	25	VZ-0	0.050
	32	VZ-1	0.050
	40	VZ-2	0.050
	63	VZ-3	0.100
Neutral pole modules with early make and late break contacts (2)	80	VZ-4	0.100
	12...40	VZ-11	0.050
	63 and 80	VZ-12	0.100
Earthing modules	125 and 175	VZ-13	0.250
	12...40	VZ-14	0.050
	63 and 80	VZ-15	0.100
Auxiliary contact block modules with 2 auxiliary contacts	125 and 175	VZ-16	0.250
	N/O + N/C (3)	VZ-7	0.050
	N/O + N/O	VZ-20	0.050

(1) For 25 to 40 A switch disconnectors, replace the dot in the reference with an **F** for 4 screw fixing and with a **D** for Ø 22.5 mm fixing.

(2) Protection shrouds are available if required. Please consult our local representatives or agents.

(3) N/O with late break and N/C with early make contacts.


TeSys protection components

Vario rotary switch disconnectors, 12 to 175 A

Operators and accessories (for customer assembly)

For switch disconnectors


Rating of switch body	Operator		Reference				Weight
	Handle	Front Plate	Dimension	Colour	Fixing	Degree of protection	
A	mm						kg
12 to 40	Black, padlockable with up to 3 padlocks (Ø 4 to Ø 8)	60 x 60	Black	4 screws	IP 65	0-1 ¹	KAF-1PZ 0.075
63 and 80	Black, padlockable with up to 3 padlocks (Ø 4 to Ø 8)	60 x 60	Black	4 screws	IP 65	0-1 ¹	KAF-2PZ 0.070
125 and 175	Black, long, padlockable with up to 3 padlocks (Ø 4 to Ø 8)	90 x 90	Black	4 screws	IP 65	0-1 ¹	KAF-3PZ 0.160



Switch disconnector with operator
KCF-1PZ

For main and Emergency Stop switch disconnectors

12 to 40	Red, padlockable with up to 3 padlocks (Ø 4 to Ø 8)	60 x 60	Yellow	4 screws	IP 65	0-1 ¹	KCF-1PZ 0.075
63 and 80	Red, padlockable with up to 3 padlocks (Ø 4 to Ø 8)	60 x 60	Yellow	4 screws	IP 65	0-1 ¹	KCF-2PZ 0.070
125 and 175	Red, long, padlockable with up to 3 (Ø 4 to Ø 8)	90 x 90	Yellow	4 screws	IP 65	0-1 ¹	KCF-3PZ 0.160



Main and Emergency Stop switch disconnector with operator
KCF-3PZ

Offset operator for switch mounted at the back of an enclosure

In addition to a direct operator

Description	For use with switch ratings	Distance encl. back/door	Sold in lots of	Unit reference	Weight
A		mm			kg
Shaft extensions	12 and 20	300...330	1	VZN-17	0.100
		400...430	1	VZN-30	0.130
	25 to 40	300...330	1	VZ-17	0.075
		400...430	1	VZ-30	0.125
	63 and 80	300...320	1	VZ-18	0.170
		400...420	1	VZ-31	0.215
125 and 175	330...350	1	VZ-18	0.170	
	430...450	1	VZ-31	0.215	
Door interlocks	12...40	–	5	KZ-32	0.177
	63...175	–	5	KZ-74	0.020



VZ-17

Accessories for operators

Description			Sold in lots of	Unit reference	Weight
					kg
Legend bearer with silver coloured blank legend plate	For use with operator	60 x 60 mm	5	KZ-15	0.065
		90 x 90 mm	5	KZ-103	0.070